

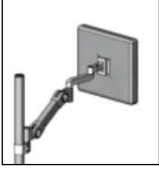
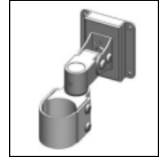
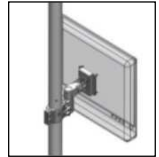
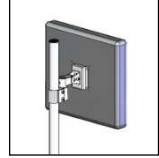














## Configurations

CONFIGURATIONS	PART SELECTIONS	PART NUMBER	DESCRIPTIONS	REF. PAGE
<b>#60212 series</b> <b>Pole mount</b> <b>Adjustable LCD arm</b>   	1. Pivot head	#21-01	VESA 75 pivot head	7
		#21-01H	Heavy duty pivot head(VESA 75)	7
		#21-21Q	VESA 75 quick release pivot head	7
	2. Adjustable arm	#22-01-2	Arm reach 310mm(12") for (3kgs - 8kgs)	8
		#22-04-2	Arm reach 380mm(15") for (1.5kgs - 6kgs)	8
		#22-04-3	Arm reach 380mm(15") for (3kgs - 8kgs)	8
		#22-04-5	Arm reach 380mm(15") for (7.5kgs - 13kgs)	8
		#22-02-3	Arm reach 430mm(17") for (3kgs - 6kgs)	8
		#22-02-4	Arm reach 430mm(17") for (4.5kgs - 8kgs)	8
		#22-02-5	Arm reach 430mm(17") for (7kgs - 11kgs)	8
		#22-09-5	Slim adjustable arm 420mm for (1kgs -5kgs)	8
	3. Extension arm	#22-09-8	Slim adjustable arm 420mm for (4kgs - 8kgs)	8
		#22-06-1	Die casting swing arm 165mm(6.5")	7
	4. Pole mount	#25-40	Pole clamp for 2" pole	9
		#25-40Q	Quick release pole clamp for 2" pole	9
		#25-42	Pole clamp for 1.5" pole	9
		#25-42Q	Quick release pole clamp for 1.5" pole	9
		#25-44	Pole clamp for 1.5" pole	9
		#25-44L	Extended pole clamps for 1.5" pole	9
		#25-45	Compact pole clamp for 2" pole	9
#25-45L		Extended pole clamp for 2" pole	9	
#25-54		Compact pole clamp for 40mm pole	9	
#25-55		Compact pole clamp for 55mm pole	9	
#25-56	Compact pole clamp for 60mm pole	9		
<b>#60216 Series</b> <b>Compact LCD mount</b>   	1. Pivot head	#21-01	VESA 75 pivot head	7
		#21-01H	Heavy duty pivot head(VESA 75)	7
		#21-21Q	VESA 75 quick release pivot head	7
	2. Pole mount	#25-40	Pole clamp for 2" pole	9
		#25-40Q	Quick release pole clamp for 2" pole	9
		#25-42	Pole clamp for 1.5" pole	9
		#25-42Q	Quick release pole clamp for 1.5" pole	9
		#25-44	Pole clamp for 1.5" pole	9
		#25-44L	Extended pole clamps for 1.5" pole	9
		#25-45	Compact pole clamp for 2" pole	9
		#25-45L	Extended pole clamp for 2" pole	9
		#25-54	Compact pole clamp for 40mm pole	9
		#25-55	Compact pole clamp for 55mm pole	9
#25-56	Compact pole clamp for 60mm pole	9		

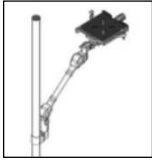




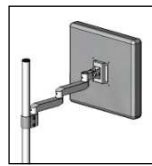


## Configurations

CONFIGURATIONS	PART SELECTIONS	PART NUMBER	DESCRIPTIONS	REF. PAGE
<b>#60218 Series</b> <b>Pole mount</b> <b>Extended holder</b>   	1. Keyboard tray	#24-07A	Keyboard clamp	9
	2. Mouse tray	P24-12-10A	Extended mouse tray	9
	3. Pivot head	#21-14	Fold up tray pivot unit	7
	4. Extension arm	#22-03-3	Short extension arm 250mm(9 7/8")	7
		#22-03-4	Long extension arm 450mm(17 11/16")	7
	5. Pole mount	#22-06-1	Die casting swing arm 165mm(6.5") for pole clamp only	7
		#25-40Q	Quick release pole clamp for 2" pole	9
		#25-42Q	Quick release pole clamp for 1.5" pole	9
		#25-44	Pole clamp for 1.5" pole	9
		#25-44L	Extended pole clamps for 1.5" pole	9
		#25-45	Compact pole clamp for 2" pole	9
		#25-45L	Extended pole clamp for 2" pole	9
		#25-54	Compact pole clamp for 40mm pole	9
	#25-55	Compact pole clamp for 55mm pole	9	
	#25-56	Compact pole clamp for 60mm pole	9	
<b>#60218 Series</b> <b>Pole mount (Dental)</b> <b>Extended holder</b> 	1. Keyboard tray	#24-07A	Keyboard clamp	9
	2. Mouse tray	P24-12-10A	Extended mouse tray	9
	3. Pivot head	#21-14	Fold up tray pivot unit	7
	4. Extension dental arm	#22-08-1	Single dental arm (Gray)	7
	5. Pole mount	#25-44D	1.5" pole clamp for dental arm	9
		#25-45D	2" pole clamp for dental arm	9
		#25-54D	40mm pole clamp for dental arm	9
		#25-55D	55mm pole clamp for dental arm	9
#25-56D	60mm pole clamp for dental arm	9		
<b>#60219 Series</b> <b>Pole mount</b> <b>Adjustable arm</b> <b>Keyboard holder</b> 	1. Keyboard tray	#24-07A	Keyboard clamp	9
	2. Mouse tray	P24-12-10A	Extended mouse tray	9
	3. Pivot head	#21-14	Fold up tray pivot unit	7
	4. Adjustable arm	#22-04-3	Arm reach 380mm(15") for (3kgs - 8kgs)	8
		#22-02-3	Arm reach 430mm(17") for (3kgs - 6kgs)	8
	5. Pole mount	#25-40Q	Quick release pole clamp for 2" pole	9
		#25-42Q	Quick release pole clamp for 1.5" pole	9
		#25-44	Pole clamp for 1.5" pole	9
		#25-44L	Extended pole clamps for 1.5" pole	9
		#25-45	Compact pole clamp for 2" pole	9
		#25-45L	Extended pole clamp for 2" pole	9
#25-54		Compact pole clamp for 40mm pole	9	
#25-55	Compact pole clamp for 55mm pole	9		
#25-56	Compact pole clamp for 60mm pole	9		

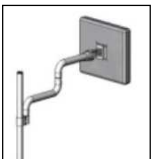
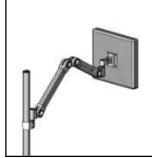



## Configurations

CONFIGURATIONS	PART SELECTIONS	PART NUMBER	DESCRIPTIONS	REF. PAGE	
<b>#60219 Series</b> <b>Pole mount</b> <b>Slim arm</b> <b>Keyboard holder</b> 	1. Keyboard tray	#24-07A	Keyboard clamp	9	
	2. Mouse tray	P24-12-10A	Extended mouse tray	9	
	3. Pivot head	#21-14	Fold up tray pivot unit	7	
	4. Adjustable arm	#22-09-5	Slim adjustable arm 420mm for (1kgs -5kgs)	8	
	5. Pole mount	#25-40Q	Quick release pole clamp for 2" pole	9	
		#25-42Q	Quick release pole clamp for 1.5" pole	9	
		#25-44L	Extended pole clamps for 1.5" pole	9	
		#25-45L	Extended pole clamp for 2" pole	9	
	<b>#60221 series</b> <b>Pole mount</b> <b>Swing arm</b>   	1. Pivot head	#21-01	VESA 75 pivot head	7
		2. Extension arm	#21-01H	Heavy duty pivot head(VESA 75)	7
#21-21Q			VESA 75 quick release pivot head	7	
#22-03-3			Short extension arm 250mm(9 7/8")	7	
3. Pole mount		#22-03-4	Long extension arm 450mm(17 11/16")	7	
		#22-06-1	Die casting swing arm 165mm(6.5") for pole clamp only	7	
		#25-40Q	Quick release pole clamp for 2" pole	9	
		#25-42Q	Quick release pole clamp for 1.5" pole	9	
		#25-44	Pole clamp for 1.5" pole	9	
		#25-44L	Extended pole clamps for 1.5" pole	9	
		#25-45	Compact pole clamp for 2" pole	9	
		#25-45L	Extended pole clamp for 2" pole	9	
		#25-54	Compact pole clamp for 40mm pole	9	
#25-55		Compact pole clamp for 55mm pole	9		
#25-56		Compact pole clamp for 60mm pole	9		
<b>#60221 series</b> <b>Pole mount</b> <b>Dental arm</b> 	1. Pivot head	#21-01	VESA 75 pivot head	7	
	2. Extension dental arm	#21-01H	Heavy duty pivot head(VESA 75)	7	
		#21-21Q	VESA 75 quick release pivot head	7	
		#22-08-1	Single-section dental arm for dental pole clamp only	7	
	3. Pole mount	#25-44D	1.5" pole clamp for dental arm	9	
		#25-45D	2" pole clamp for dental arm	9	
		#25-54D	40mm pole clamp for dental arm	9	
		#25-55D	55mm pole clamp for dental arm	9	
	#25-56D	60mm pole clamp for dental arm	9		
	<b>#60223 series</b> <b>Slim arm laptop holder</b>  	1. Tray	#24-06	Adjustable laptop holder	9
2. Pivot head		#24-21	Laptop platform W380mm x D305mm(15"x12")	9	
		#21-01H	Heavy duty pivot head(VESA 75)	7	
3. Mouse tray		#21-14	Fold up tray pivot unit	7	
		P24-12-10A	Extended mouse tray	9	
4. Adjustable arm		#22-09-5	Slim adjustable arm 420mm for (1kgs -5kgs)	8	
5. Pole mount		#25-40Q	Quick release pole clamp for 2" pole	9	
		#25-42Q	Quick release pole clamp for 1.5" pole	9	
		#25-44L	Extended pole clamps for 1.5" pole	9	
	#25-45L	Extended pole clamp for 2" pole	9		



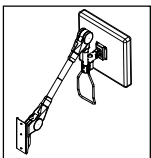
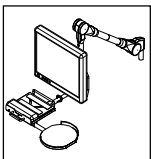
## Configurations

CONFIGURATIONS	PART SELECTIONS	PART NUMBER	DESCRIPTIONS	REF. PAGE
<b>#60223 Series pole mount</b> <b>Slim arm laptop holder</b>  	1. Tray	#24-06	Adjustable laptop holder	9
		#24-21	Laptop platform W380mm x D305mm(15"x12")	9
		#21-01H	Heavy duty pivot head(VESA 75)	7
		#21-14	Fold up tray pivot unit	7
		P24-12-10A	Extended mouse tray	9
		#22-09-5	Slim adjustable arm 420mm for (1kgs -5kgs)	8
		#25-40Q	Quick release pole clamp for 2" pole	9
		#25-42Q	Quick release pole clamp for 1.5" pole	9
		#25-44L	Extended pole clamps for 1.5" pole	9
		#25-45L	Extended pole clamp for 2" pole	9
<b>#60223 Series pole mount</b> <b>Adjustale laptop holder</b>   	1. Tray	#24-06	Adjustable laptop holder	9
		#24-21	Laptop platform W380mm x D305mm(15"x12")	9
		#21-01H	Heavy duty pivot head(VESA 75)	7
		#21-14	Fold up tray pivot unit	7
		P24-12-10A	Extended mouse tray	9
		#22-04-2	Arm reach 380mm(15") for (1.5kgs - 6kgs)	8
		#22-04-3	Arm reach 380mm(15") for (3kgs - 8kgs)	8
		#22-02-3	Arm reach 430mm(17") for (3kgs - 6kgs)	8
		#25-40Q	Quick release pole clamp for 2" pole	9
		#25-42Q	Quick release pole clamp for 1.5" pole	9
		#25-44	Pole clamp for 1.5" pole	9
		#25-44L	Extended pole clamps for 1.5" pole	9
		#25-45	Compact pole clamp for 2" pole	9
	#25-45L	Extended pole clamp for 2" pole	9	
	#25-54	Compact pole clamp for 40mm pole	9	
	#25-55	Compact pole clamp for 55mm pole	9	
	#25-56	Compact pole clamp for 60mm pole	9	
<b>#60225 series</b> <b>Pole mount</b> <b>Dual swing arm</b>   	1. Pivot head	#21-01	VESA 75 pivot head	7
		#21-01H	Heavy duty pivot head(VESA 75)	7
		#21-21Q	Track mount quick release pivot adapter	7
		#22-03-3	Short extension arm 250mm(9 7/8")	7
		#22-03-4	Long extension arm 450mm(17 11/16")	7
		#22-06-1	Die casting swing arm 165mm (for pole mount only)	7
		#22-03-3	Short extension arm 250mm(9 7/8")	7
		#22-03-4	Long extension arm 450mm(17 11/16")	7
		#22-06-1	Die casting swing arm 165mm	7
		#25-44	Pole clamp for 1.5" pole	9
		#25-44L	Extended pole clamps for 1.5" pole	9
		#25-45	Compact pole clamp for 2" pole	9
		#25-45L	Extended pole clamp for 2" pole	9
	#25-54	Compact pole clamp for 40mm pole	9	
	#25-55	Compact pole clamp for 55mm pole	9	
	#25-56	Compact pole clamp for 60mm pole	9	

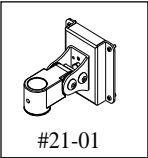

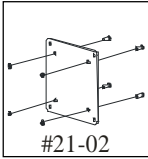

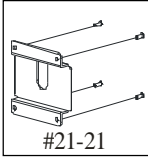
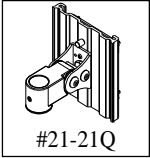
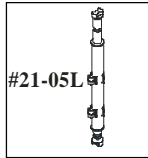
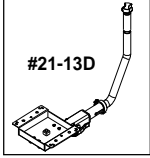
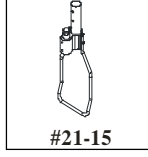
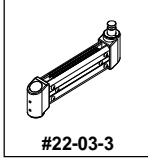
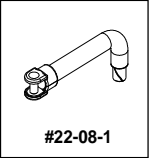
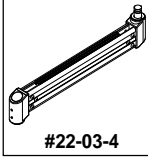
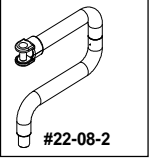
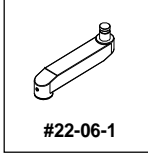

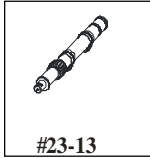
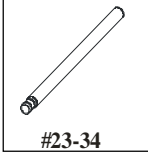
## Configurations

CONFIGURATIONS	PART SELECTIONS	PART NUMBER	DESCRIPTIONS	REF. PAGE
<b>#60225 series</b> <b>Pole mount</b> <b>Dual dental arm</b> 	1. Pivot head	#21-01	VESA 75mm pivot head	7
		#21-01H	Heavy duty pivot head(VESA 75)	7
	2. Extension arm	#22-08-2	Two-secction dental arm/pole mount	7
		#25-44D	Dental arm 1.5" pole clamp	9
		#25-45D	Dental arm 2" pole clamp	9
		3. Pole clamp	#25-54D	Dental arm 40mm pole clamp
#25-55D	Dental arm 55mm pole clamp		9	
#25-56D	Dental arm 60mm pole clamp		9	
<b>#60226V series</b> <b>Pole mount</b> <b>Foldable arm</b> 	1. Pivot head	#21-01	VESA 75mm pivot head	7
		#21-01H	Heavy duty pivot head(VESA 75)	7
	2. Foldable arm	#26-21-52	Arm reach 730mm, capacity 3kgs - 9kgs	8
		#26-31-52	Arm reach 830mm, capacity 2kgs - 6kgs	8
	3. Pole mount	#25-44 or #25-44L	1.5" compact pole clamp or extended pole clamp	9
		#25-45 or #25-45L	2" compact pole clamp or extended pole clamp	9
		#25-54	Compact pole clamp for 40mm pole	9
		#25-55	Compact pole clamp for 55mm pole	9
#25-56		Compact pole clamp for 60mm pole	9	
<b>#60226 Slim series</b> <b>Pole mount</b> <b>Slim foldable arm</b> 	1. Pivot head	#21-01	VESA 75mm pivot head	7
		#21-01H	Heavy duty pivot head(VESA 75)	7
	2. Slim foldable arm	#26-85-04	Arm reach 850mm, capacity 1kg - 4kgs	8
		#26-85-07	Arm reach 850mm, capacity 4kgs - 7kgs	8
	3. Pole mount	#25-40Q	Quick release pole clamp for 2" pole	9
		#25-42Q	Quick release pole clamp for 1.5" pole	9
		#25-44L	Extended pole clamps for 1.5" pole	9
	#25-45L	Extended pole clamp for 2" pole	9	
<b>#60229 Slim series</b> <b>Foldable arm KB holder</b> 	1. Pivot head	#21-14	Fold up tray pivot unit	7
	2. Slim foldable arm	#26-85-04	Max. arm reach 850mm, capacity (1kg - 4kgs)	8
	3. Keyboard tray	#24-07A	Keyboard clamp	9
	4. Mouse tray	P24-12-10A	Extended mouse tray	9
	5. Mount	#25-44L	Extended pole clamps for 1.5" pole	9
#25-45L		Extended pole clamps for 2" ple	9	
<b>#60239 Series</b> <b>Pole mount</b> <b>LCD &amp; KB holder</b> 	1. Pivot head	#21-01	VESA 75mm pivot head	7
	2. LCD/KB pivot	#21-13D	LCD/KB pivot bracket	7
	3. Adjustable arm	#22-04-5	Arm reach 380mm(15") for (7.5kgs - 13kgs)	8
	4. Keyboard tray	#24-07A	Keyboard clamp	9
	5. Mouse tray	P24-12-10A	Extended mouse tray	9
	6. Pole mount	#25-44	Pole clamp for 1.5" pole	9
		#25-44L	Extended pole clamps for 1.5" pole	9
		#25-45	Compact pole clamp for 2" pole	9
		#25-45L	Extended pole clamp for 2" pole	9
		#25-54	Compact pole clamp for 40mm pole	9
	#25-55	Compact pole clamp for 55mm pole	9	
	#25-56	Compact pole clamp for 60mm pole	9	

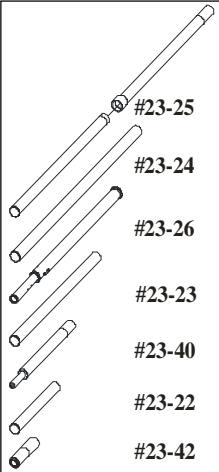
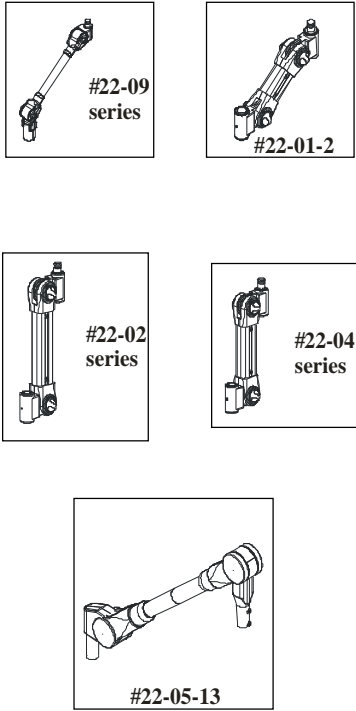
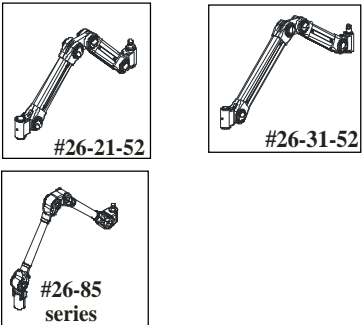
## Configurations

CONFIGURATIONS	PART SELECTIONS	PART NUMBER	DESCRIPTIONS	REF. PAGE
<b>#60251A Series</b> <b>Workstation cart</b> 	1. Platform	#24-51B	MDF platform (Black)	
	2. Bracket & controller	P23-40-07	Bracket with long control lever	
	3. Pole	#23-40	Pneumatic lift cylinder	8
	4. Base	#25-34A	700mm Aluminium mobile base with 4" wheels	10
<b>#60251X Series</b> <b>Workstation cart</b> 	1. Platform	#24-51B	MDF platform (White)	
	2. Bracket & controller	P23-40-07	Bracket with long control lever	
	3. Pole	#23-40	Pneumatic lift cylinder	8
	4. Base	#25-39	X shaped mobile base(4 x 4" wheels/2 with brake)	10
<b>#60252 Series</b> <b>Workstation cart</b> 	1. Platform	#24-53B	T shape MDF platform (Black)	
	2. Bracket & controller	P23-40-06	Bracket with short control lever	
	3. Pole	#23-40	Pneumatic lift cylinder	8
	4. Base	#25-28A	560mm Aluminium mobile base with 3" wheels	10
<b>#60256C Series</b> <b>Overbed table</b> 	1. Platform	24-55EW	MDF platform(wood grain)	
	2. Bracket & controller	P23-40-13	Table support bracket with mini control lever	
	3. Pole	#23-40	Pneumatic lift cylinder	8
	4. Pole	P23-40-14	Column-sliding cover (Plated)	
	5. Drawer	P24-55-04	Two way drawer with slides & screws	
	6. Base	#25-61	C shape low profile mobile base(White)	10
<b>#60272 Series</b> <b>Lift/Lock adjustable arm</b> 	1. Pivot head	#21-01H	Heavy duty pivot head(VESA 75)	7
	2. Pivot bracket	#21-15	Vertical pivot set with handle	7
	3. Lockable arm	#22-05-13	Lift & lock adjustable arm (suggested load under 15kgs)	8
	4. Mount	#25-49 #25-35 & #23-42	2" Pole mount clamp for #22-05 lift & lock arm 2" pole reinforced round base & 2" desk top mount pole for #22-05 lift & lock arm	9 9
<b>#60279 Series</b> <b>Pole mount</b> <b>Lift/Lock adjustable</b> <b>LCD/KB holder</b> 	1. Pivot head	#21-01H	Heavy duty pivot head(VESA 75)	7
	2. LCD/KB pivot	#21-13D	LCD/KB pivot bracket	7
	3. Pivot bracket	#21-15	Vertical pivot set with handle	7
	4. Lockable arm	#22-05-13	Lift & lock adjustable arm (suggested load under 15kgs)	8
	5. Keyboard tray	#24-07A	Keyboard clamp	9
	6. Mouse tray	P24-12-10A	Extended mouse tray	9
	7. Mount	#25-49 #25-35 & #23-42	2" Pole mount clamp for #22-05 lift & lock arm 2" pole reinforced round base & 2" desk top mount pole for #22-05 lift & lock arm	9 9

## Part information


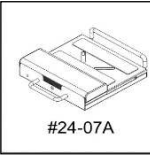

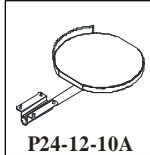
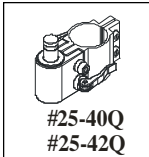
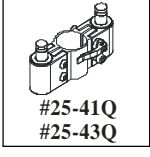
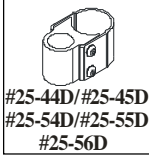
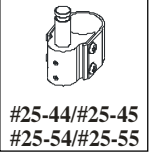
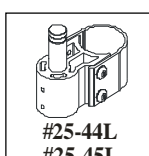

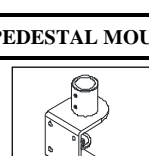
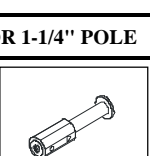
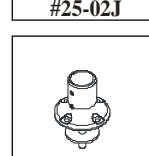
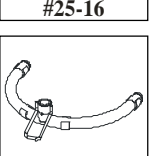
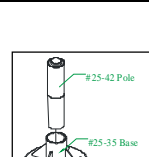
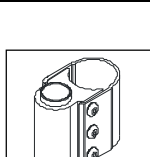




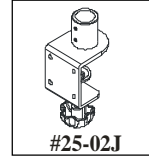
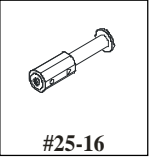
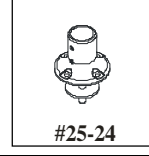
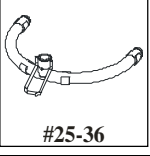
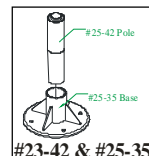
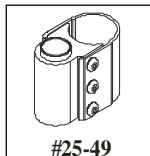


PIVOT HEAD & VESA ADAPTER		PART NUMBER	DESCRIPTIONS	ORDER CODE
		#21-01	VESA 75 pivot head (max. load 11kgs)	Non
		#21-01H	VESA 75 heavy duty pivot head (max. load 13kgs)	(H)
		#21-02	VESA 75mm to VESA 100mm conversion kit	(V)
		#21-14	Fold up tray pivot unit	Non
		#21-21	VESA 75 track mount sliding adapter	Non
		#21-21Q	VESA 75 quick release pivot head	Non
EXTENDED PIVOT BRACKET		PART NUMBER	DESCRIPTIONS	ORDER CODE
		#21-05L	Vertical pin (excluding #21-01 pivot head)	Non
		#21-13D	LCD/Keyboard support bracket	Non
		#21-15	Vertical pivot set with handle for #22-05 sereis arms	Non
EXTENSION ARM		PART NUMBER	DESCRIPTIONS	ORDER CODE
		#22-03-3	Short extension arm 250mm(9 7/8")	(S)
		#22-03-4	Long extension arm 450mm(17 11/16")	(L)
		#22-06-1	Die casting swing arm 165mm(6 1/2")	(A)
		#22-08-1	Single-section dental arm	(M)
		#22-08-2	Two-section dental arm	(T)
SHORT POLE & TELESCOPIC POLE		PART NUMBER	DESCRIPTIONS	ORDER CODE
		#23-12	Dia. 1-1/4" x L 8" short pole	(E)
		#23-13	Spring assisted telescopic pole height adjustment from 315mm (12 3/8") to 415mm (16 3/8")	(D)
		#23-34	1.5" pole/635mm (25") long	Non

## Part information

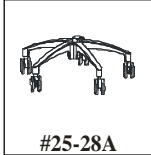
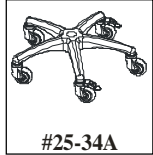
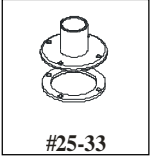
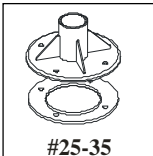


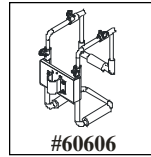
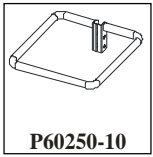
2" POLE & GAS CYLINDER	PART NUMBER	DESCRIPTIONS	ORDER CODE
	#23-22	Dia. 2" pole x 406mm( 16") long	Non
	#23-23	Dia. 2" pole x 813mm(32") long	Non
	#23-24	Dia. 2" pole x 1219mm(48") long	Non
	#23-25	Dia. 2" pole x 1800mm(70") long ( 2 sections)	Non
	#23-26	2"/1.5" telescopic pole height adjustment from 798mm to 1408mm	Non
	#23-40	Pneumatic lift pole	Non
	#23-42	Desk top mount 2" pole(#22-05 series only)	Non
Adjustable arms	PART NUMBER	DESCRIPTIONS	ORDER CODE
	#22-01-2	Arm reach 310mm (12") (Loading capacity: 3kgs - 8kgs)	Non
	#22-04-2	Arm reach 380mm (15") (Loading capacity: 1.5kgs - 6kgs)	Non
	#22-04-3	Arm reach 380mm (15") (Loading capacity: 3kgs - 8kgs)	(1)
	#22-04-5	Arm reach 380mm (15") (Loading capacity: 8kgs - 13kgs)	(2)
	#22-02-3	Arm reach 430mm (17") (Loading capacity: 3kgs - 6kgs)	(3)
	#22-02-4	Arm reach 430mm (17") (Loading capacity: 4.5kgs - 8kgs)	(4)
	#22-02-5	Arm reach 430mm (17") (Loading capacity: 7kgs - 11kgs)	(5)
	#22-09-5	Arm reach 424mm (16 3/4") (Loading capacity: 1kgs - 5kgs)	(F)
	#22-09-8	Arm reach 424mm (16 3/4") (Loading capacity: 4kgs - 8kgs)	(E)
	#22-05-13	Lift & lock adjustable LCD arm (Max. load 15kgs, 23.75" long)	(2)
FOLDABLE ARM	PART NUMBER	DESCRIPTIONS	ORDER CODE
	#26-21-52	Max. arm reach 680mm (26 1/2") (Loading capacity: 3kgs to 8kgs)	Non
	#26-31-52	Max. arm reach 830mm (32 3/4") (Loading capacity: 2kgs to 6kgs)	(V)
	#26-85-04	Max. arm reach 850mm (33 1/2") (Loading capacity: 1kgs to 4kgs)	(4)
	#26-85-07	Max. arm reach 850mm (33 1/2") (Loading capacity: 4kgs to 7kgs)	(7)



## Part information

NB/KB/TABLET & MOUSE HOLDER		PART NUMBER	DESCRIPTIONS	ORDER CODE
 #24-06	 #24-07A	#24-06	Adjustable NB/Tablet holder (mouse tray available as options)	(6)
		#24-07A	Keyboard holder	(7)
 #24-21	 P24-12-10A	#24-21	NB platform W380xD305mm (15"x12")	(3)
		P24-12-10A	Added on extended mouse tray	Non
POLE-CLAMP MOUNTS		PART NUMBER	DESCRIPTIONS	ORDER CODE
 #25-40Q #25-42Q	 #25-41Q #25-43Q	#25-40	Pole clamp for 2" pole	(1)
		#25-40Q	Quick release pole clamp for 2" pole	(1)
 #25-44D #25-54D #25-56D	 #25-44 #25-45	#25-42	Pole clamp for 1.5" pole	(3)
		#25-42Q	Quick release pole clamp for 1.5" pole	(3)
 #25-44L #25-45L	 #25-44/#25-45 #25-54/#25-55	#25-44	1.5" compact pole clamp	(4)
		#25-44D	Dental arm 1.5" pole clamp	(4)
 #25-44L #25-45L	 #25-44/#25-45 #25-54/#25-55	#25-44L	1.5" extended pole clamp	(4)
		#25-45	2" compact pole clamp	(5)
 #25-44L #25-45L	 #25-44/#25-45 #25-54/#25-55	#25-45D	Dental arm 2" pole clamp	(5)
		#25-45L	2" extended pole clamp	(5)
 #25-44L #25-45L	 #25-44/#25-45 #25-54/#25-55	#25-50	Track mount sliding bracket	Non
		#25-54	40mm compact pole clamp	(6)
 #25-44L #25-45L	 #25-44/#25-45 #25-54/#25-55	#25-54D	Dental arm 40mm pole clamp	(6)
		#25-55	55mm compact pole clamp	(7)
 #25-44L #25-45L	 #25-44/#25-45 #25-54/#25-55	#25-55D	Dental arm 55mm pole clamp	(7)
		#25-56D	Dental arm 60mm pole clamp	(8)
PEDESTAL MOUNT FOR 1-1/4" POLE		PART NUMBER	DESCRIPTIONS	ORDER CODE
 #25-02J	 #25-16	#25-02J	1-1/4 pole C-clamp	(P)
		#25-16	Ceiling mount for #28-85 series arms	Non
 #25-24	 #25-36	#25-24	1-1/4 pole die casting base	(T)
		#25-36	1-1/4" pole free base	(F)
 #23-42 & #25-35	 #25-49	#25-49	2" Pole mount clamp for #22-05 lift & lock arm	(9)
		#25-35	2" pole reinforced round base(Gray)	(H)
 #23-42 & #25-35	 #25-49	#23-42	2" desk top mount pole for #22-05 lift & lock arm	

## Part information

2" POLE MOUNTING BASE		PART NUMBER	DESCRIPTIONS	ORDER CODE
		#25-28A	560mm Aluminium mobile base with 3" wheels	(B)
		#25-33	2" pole round base	(A)
		#25-34A	700mm Aluminium mobile base with 4" wheels	(A)
		#25-35	2" pole reinforced round base	(H)
		#25-39	X shaped mobile base(4 x 4" wheels/2 with brake)	(X)
		#25-61	C shape low profile mobile base(White)	(C)
2" POLE MOUNTING BASE		PART NUMBER	DESCRIPTIONS	ORDER CODE
		#60606	Vertical surface mount adjustable CPU holder (For pole mount or wall mount)	Non
		P60250-10	Mobile cart handle (To be mounted on #25-40Q or #25-42Q pole clamp)	Non

# Product number selection guide

Please follow the selection guide step by step for reaching a right model for your usage.

Example: If an slim adjustable arm and an extension arm for wall mount configuration is required for holding a 6kgs LCD with VESA 100mm hole pattern in gray.

1. Wall mount LCD adjustable arm - the selection code is "60212" vertical surface configuration
2. Slim adjustable arm #22-09-8 for holding 6 kgs - the selection code is "E"
3. Die casting swing arm - the selection code is "A"
4. Wall mount bracket #25-15 for slim arm - the selection code is "D"
5. Gray color - the selection code is "G"
6. VESA 100 mm conversion kit #21-02 - the selection code is "V"

**The right model shall be #60212-EADGV**

6 0 2 1 2 — E A D G V

## Configurations

- 60210 series - Adjustable LCD arm(C-clamp mount)
- 60212 series - Adjustable LCD arm(vertical surface mount)
- 60215 series - Compact keyboard holder(vertical surface mount)
- 60216 series - Compact LCD bracket(vertical surface mount)
- 60217 series - LCD pedestal stand
- 60218 series - Extended holder(vertical surface mount)
- 60219 series - Adjustable Keyboard holder(vertical surface mount)
- 60220 series - Adjustable LCD arm(desk top mount)
- 60221 series - Single swing LCD arm(vertical surface mount)
- 60222 series - Adjustable 2-arm system(wall mount/pole mount)
- 60223 series - Adjustable holder(wall mount/pole mount)
- 60225 series - Dual swing arm system(wall mount/pole mount)
- 60226 series - LCD foldable arm(desk top/wall/pole mount)
- 60227 series - LCD single mount free stand(desk top/free base)
- 60229 series - Slim foldable adjustable arm keyboard holder
- 60239 series - Adjustable LCD/Keyboard holder
- 60240 series - LCD Free stand/desk top/ceiling mount
- 60250 series - Computer mobile cart
- 60251 series - Pneumatic lift computer mobile cart (27.5" base)
- 60252 series - Pneumatic lift computer mobile cart (22" base)
- 60256 series - Pneumatic lift overbed table
- 60260 series - LCD TV mount bracket(vertical surface mount)
- 60272 series - Lift & lock LCD adjustable arm
- 60279 series - Lift & lock LCD/Keyboard adjustable arm

## Bracket

- C - #25-01J C-clamp for adjustable arm
- P - #25-02J C-clamp for telescopic pole
- Q - #25-03 heightened C-clamp
- L - #25-11 L-shape wall mount bracket
- W - #25-12 wall mount bracket
- W - #25-14 wall mount bracket for lift/lock arm
- D - #25-15 die casting wall mount bracket
- G - #25-22 steel grommet for adjustable arm
- T - #25-24 1-1/4" die casting base
- U - #25-25 die casting grommet mount
- B - #25-28A 560mm aluminium mobile base
- A - #25-34A 700mm aluminium mobile base
- R - #25-33 round base for 2" pole
- H - #25-35 rein forced round base for 2" pole
- F - #25-36 Free base for 1.5" pole
- X - #25-39 X shaped mobile base
- C - #25-61 C shape low profile mobile base
- 1 - #25-40Q single mount 2" pole clamp
- 3 - #25-42Q single mount 1.5" pole clamp
- 4 - #25-44 series 1.5" compact pole clamp
- 5 - #25-45 series 2" compact pole clamp
- 6 - #25-54 series 40mm pole clamp
- 7 - #25-55 series 55mm pole clamp
- 8 - #25-56 series 60mm pole clamp
- 9 - #25-49 pole clamp for lift/lock adjustable arm

## Extension arm or tray

- 0 - none
- 3 - laptop platform #24-21
- 6 - laptop holder #24-06
- 7 - keyboard holder #24-07A
- S - short extension arm #22-03-3
- L - long extension arm #22-03-4
- A - Die casting swing arm #22-06-1

## Adjustable arm, extension arm or pedestal

- 0 - none
- 1 - #22-04-3 middle adjustable arm(3kgs - 8kgs)
- 2 - #22-04-5 middle adjustable arm(7.5kgs - 13kgs)
- 3 - #22-02-3 long adjustable arm (3kgs - 6kgs)
- 4 - #22-02-4 long adjustable arm (4.5kgs - 8kgs)
- 5 - #22-02-5 long adjustable arm (7kgs - 11kgs)
- S - #22-03-3 short extension arm length 250mm (9 7/8")
- L - #22-03-4 long extension arm length 450mm (17 11/16")
- 2 - #22-05-13 Lift & lock adjustable LCD arm (15kgs/L23.75") for #60272
- A - #22-06-1 die casting swing arm 165mm (6 1/2")
- M - #22-08-1 single section dental arm
- T - #22-08-2 two section dental arm
- F - #22-09-5 slim adjustable arm 16.5" (Max. 5kgs)
- E - #22-09-8 slim adjustable arm 16.5" (Max. 8kgs)
- E - #23-12 1-1/4" pole 8" long (for 60217 series only)
- D - #23-13 telescopic pole max. height (16 3/8") (for 60217 series only)
- F - #23-34 1.5" pole 25" long (for 60227 series only)
- V - #26-31-52 foldable arm for desk(Max. 6kgs)
- 4 - #26-85-04 slim foldable arm 33.5" long(Max. 4kgs)
- 7 - #26-85-07 slim foldable arm 33.5" long(Max. 7kgs)

